

Beta

RSC50 2.0



RSC50 2.0

THE NEW, REVOLUTIONARY SYSTEM

70-CM-DEEP WORKTOP

Promotion valid until 28/02/2026

Beta keeps evolving in line with The new, revolutionary



 **Beta**
RSC50 2.0

market trends

system, RSC50 2.0.



Beta keeps evolving in line with market trends, to successfully take up the challenges of the future. As a result, the workshop equipment combination, RSC50, has been upgraded into the new, revolutionary system, RSC50 2.0.

The new 70-cm-deep worktop, the three types of material to choose from (sheet metal, multi-ply wood and stainless steel coated MDF) make RSC50 2.0 a one-of-a-kind ITALIAN-MADE line.

RSC50 2.0 means a perfect combination of modern design and unparalleled functionality. Designed to satisfy today's professionals' requirements.

QUALITY

Our acclaimed care in choosing the materials, painstaking attention for detail and, last but not least, the captivating design make the RSC50 2.0 a one-of-a-kind workshop equipment range.



FLEXIBILITY

Each workshop equipment combination can be extended or modified at any time as required. You can choose the material of your worktop: sheet metal, multi-ply wood or stainless steel coated MDF.



COMPATIBILITY

The drawers in Beta's standard dimensions (588x367 mm) can accommodate the numerous tool modules, which are available in both soft and hard versions, made from EVA and ABS respectively.





The 70-cm-deep worktop

means having a large, convenient, functional work surface available. It can be fitted with a vice, thereby allowing heavy-duty jobs to be carried out.



EFFICIENCY

Simple, quick installation, based on the optimized production of the various parts of the range.

The new workshop equipment range, RSC50 2.0, comprises preassembled combinations, developed by Beta for professionals; alternatively, you can design your workplace on your own, choosing from many under-bench modules, wall-mounted cabinets and furnishing accessories.

The workshop equipment range, RSC50 2.0, comprises preassembled combinations, developed by Beta for professionals; alternatively, you can design your workplace on your own, choosing from many under-bench modules, wall-mounted cabinets and furnishing accessories.

Configure your workshop in 3D online on
www.beta-tools.com/rsc50



RSC50 2.0 I




050001046

804 Kg

Workshop equipment combination RSC50 2.0

- 1 worktop, 2,240x700 mm (RSC50 2.0 NPG/3-2.2MT)
- 1 worktop, 1,495x700 mm (RSC50 2.0 NPG/2-1,5MT)
- 1 fixed module with 7 drawers (RSC50 2.0 M7)
- 1 mobile roller cab with 7 drawers (RSC50 2.0 C7)
- 1 fixed service module with 2 drawers (RSC50 2.0 MS-2C)
- 1 self-supporting complete corner (RSC50 2.0 NAC-G)
- 1 fixed module with 5 drawers (RSC50 2.0 M5)
- 1 fixed two-door module (RSC50 2.0 MA)
- 5 wall-mounted cabinets (RSC50 2.0 PM)
- 5 upper perforated tool panels (RSC50 2.0 PFS)
- 5 lower perforated tool panels (RSC50 2.0 PFI)
- 5 pairs of right/left uprights (RSC50 2.0 P/2MDX-SX)
- 2 single-door cabinets (RSC50 2.0 A1)



RSC50 2.0 L

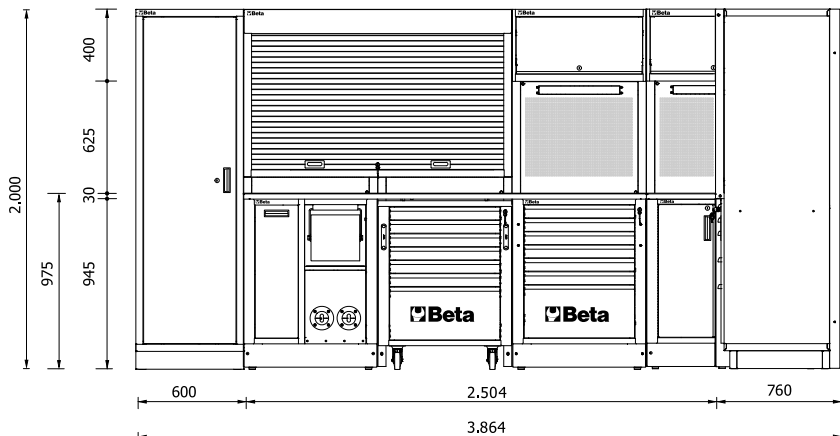



050001051

720 Kg

Workshop equipment combination RSC50 2.0

- 1 worktop, 2,240x700 mm (RSC50 2.0 NPG/3-2.2MT)
- 1 worktop, 750x700 mm (RSC50 2.0 NPG/1-0.7MT)
- 1 fixed service module (RSC50 2.0 MS-2AVV) with compressed air hose reel item 1900S 8x10 and cable reel item 1844 15-H05/SCK (included)
- 1 mobile roller cab with 7 drawers (RSC50 2.0 C7)
- 1 fixed module with 7 drawers (RSC50 2.0 M7)
- 1 self-supporting complete corner (RSC50 2.0 NAC-G)
- 1 fixed two-door module (RSC50 2.0 MA)
- 1 tool wall system with aluminium shutter and framework (RSC50 2.0 PS)
- 2 wall-mounted cabinets (RSC50 2.0 PM)
- 2 upper perforated tool panels (RSC50 2.0 PFS)
- 2 lower perforated tool panels (RSC50 2.0 PFI)
- 2 pairs of right/left uprights (RSC50 2.0 P/2MDX-SX)
- 2 single-door cabinets (RSC50 2.0 A1)



RSC50 2.0



050001001

604 Kg

Workshop equipment combination RSC50 2.0

- 1 single-door cabinet (RSC50 2.0 A1)
- 1 worktop, 750x700 mm (RSC50 2.0 NPG/1-0.7MT)
- 1 worktop, 2,240x700 mm (RSC50 2.0 NPG/3-2.2MT)
- 1 mobile roller cab with 7 drawers (RSC50 2.0 C7)
- 1 fixed module with 4 drawers (RSC50 2.0 M4)
- 1 fixed module with 7 drawers (RSC50 2.0 M7)
- 1 fixed service module (RSC50 2.0 MS-AVV) with compressed air hose reel item 1900S 8x10 (included)
- 1 tool wall system with aluminium shutter and framework (RSC50 2.0 PS)
- 2 wall-mounted cabinets (RSC50 2.0 PM)
- 2 upper perforated tool panels (RSC50 2.0 PFS)
- 2 lower perforated tool panels (RSC50 2.0 PFI)
- 2 pairs of right/left uprights (RSC50 2.0 P/2MDX-SX)
- 1 two-door cabinet (RSC50 2.0 A2)



RSC50 2.0
MS-AW

RSC50 2.0
PM

RSC50 2.0
P/2MDX-SX

RSC50 2.0
PFI - PFS

RSC50 2.0
NPG/3-2,2MT

RSC50 2.0
A2

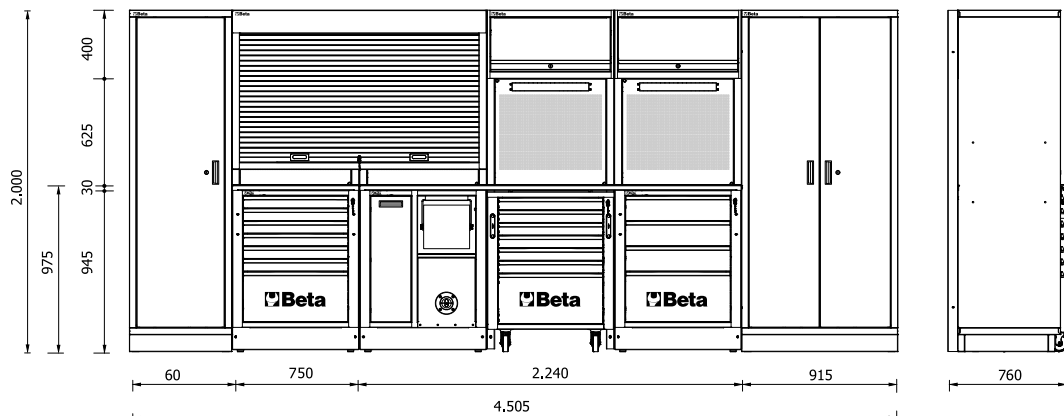
RSC50 2.0
C7

RSC50 2.0
M4

SUPPLIED



1900S 8x10



RSC50 2.0 H

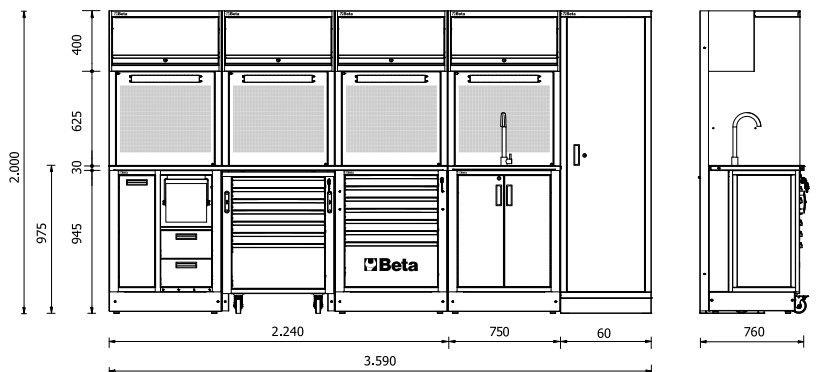


050001041

464 Kg

Workshop equipment combination RSC50 2.0

- 1 worktop, 2,240x700 mm (RSC50 2.0 NPG/3-2.2MT)
- 1 fixed service module with 2 drawers (RSC50 2.0 MS-2C)
- 1 mobile roller cab with 7 drawers (RSC50 2.0 C7)
- 1 fixed module with 7 drawers (RSC50 2.0 M7)
- 1 fixed module with built-in sink (RSC50 2.0 ML)
- 4 wall-mounted cabinets (RSC50 2.0 PM)
- 4 upper perforated tool panels (RSC50 2.0 PFS)
- 4 lower perforated tool panels (RSC50 2.0 PFI)
- 4 pairs of right/left uprights (RSC50 2.0 P/2MDX-SX)
- 1 single-door cabinet (RSC50 2.0 A1)



RSC50 2.0 G



050001036

416 Kg

Workshop equipment combination RSC50 2.0

- 1 worktop, 2,240x700 mm (RSC50 2.0 NPG/3-2.2MT)
- 1 fixed service module (RSC50 2.0 MS-2AVV) with compressed air hose reel item 1900S 8x10 and cable reel item 1844 15-H05/SCK (included)
- 1 mobile roller cab with 7 drawers (RSC50 2.0 C7)
- 1 fixed module with 4 drawers (RSC50 2.0 M4)
- 3 wall-mounted cabinets (RSC50 2.0 PM)
- 3 upper perforated tool panels (RSC50 2.0 PFS)
- 3 lower perforated tool panels (RSC50 2.0 PFI)
- 3 pairs of right/left uprights (RSC50 2.0 P/2MDX-SX)
- 1 two-door cabinet (RSC50 2.0 A2)

SUPPLIED



1900S 8x10



1844 15-H05/SCK



RSC50 2.0 F



Workshop equipment combination RSC50 2.0

- 1 worktop, 2,240x700 mm (RSC50 2.0 NPG/3-2.2MT)
- 1 fixed module with 7 drawers (RSC50 2.0 M7)
- 1 mobile roller cab with 7 drawers (RSC50 2.0 C7)
- 1 fixed service module with 2 drawers (RSC50 2.0 MS-2C)
- 3 wall-mounted cabinets (RSC50 2.0 PM)
- 3 upper perforated tool panels (RSC50 2.0 PFS)
- 3 lower perforated tool panels (RSC50 2.0 PFI)
- 3 pairs of right/left uprights (RSC50 2.0 P/2MDX-SX)
- 1 two-door cabinet (RSC50 2.0 A2)



RSC50 2.0 F

050001031

411 Kg

- 1 worktop (2,240x700 mm) made from sheet metal (RSC50 2.0 PX/3-2.2MT)



RSC50 2.0 FX

050001032

405 Kg

- 1 worktop (2,240x700 mm) made from stainless steel coated MDF (RSC50 2.0 PX/3-2.2MT)



NEW

RSC50 2.0 FW

050001033

386 Kg

- 1 worktop (2,240x700 mm) made from multi-ply wood (RSC50 2.0 PW/3-2.2MT)



NEW

RSC50 2.0 E

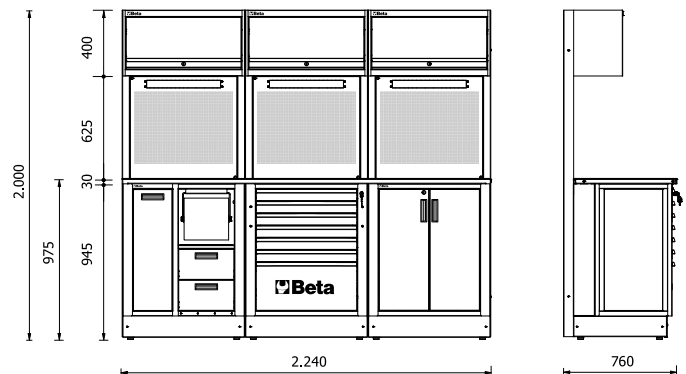


050001026

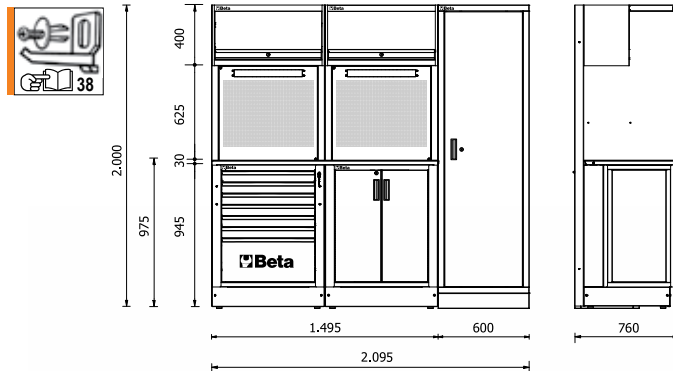
310 Kg

Workshop equipment combination RSC50 2.0

- 1 worktop, 2,240x700 mm (RSC50 2.0 NPG/3-2.2MT)
- 1 fixed service module with 2 drawers (RSC50 2.0 MS-2C)
- 1 fixed module with 7 drawers (RSC50 2.0 M7)
- 1 fixed two-door module (RSC50 2.0 MA)
- 3 wall-mounted cabinets (RSC50 2.0 PM)
- 3 upper perforated tool panels (RSC50 2.0 PFS)
- 3 lower perforated tool panels (RSC50 2.0 PFI)
- 3 pairs of right/left uprights (RSC50 2.0 P/2MDX-SX)



- 1 worktop, 1,495x700 mm (RSC50 2.0 NPG/2-1.5MT)
- 1 fixed module with 7 drawers (RSC50 2.0 M7)
- 1 fixed two-door module (RSC50 2.0 MA)
- 2 wall-mounted cabinets (RSC50 2.0 PM)
- 2 upper perforated tool panels (RSC50 2.0 PFS)
- 2 lower perforated tool panels (RSC50 2.0 PFI)
- 2 pairs of right/left uprights (RSC50 2.0 P/2MDX-SX)
- 1 single-door cabinet (RSC50 2.0 A1)



RSC50 2.0 D

050001021

276 Kg

- 1 worktop (1,495x700 mm) made from sheet metal (RSC50 2.0 NPG/2-1,5MT)



RSC50 2.0 DX

050001023

275 Kg

- 1 worktop (1,495x700 mm) made from stainless steel coated MDF (RSC50 2.0 PX/2-1.5MT)



NEW

RSC50 2.0 DW

050001024

263 Kg

- 1 worktop (1,495x700 mm) made from multi-ply wood (RSC50 2.0 PW/2-1.5MT)



NEW

RSC50 2.0 C



050001016

279 Kg

Workshop equipment combination RSC50 2.0

- 1 worktop, 1,495x700 mm (RSC50 2.0 NPG/2-1.5MT)
- 1 fixed service module with 2 drawers (RSC50 2.0 MS-2C)
- 1 fixed module with 7 drawers (RSC50 2.0 M7)
- 2 wall-mounted cabinets (RSC50 2.0 PM)
- 2 upper perforated tool panels (RSC50 2.0 PFS)
- 2 lower perforated tool panels (RSC50 2.0 PF1)
- 2 pairs of right/left uprights (RSC50 2.0 P/2MDX-SX)
- 1 single-door cabinet (RSC50 2.0 A1)



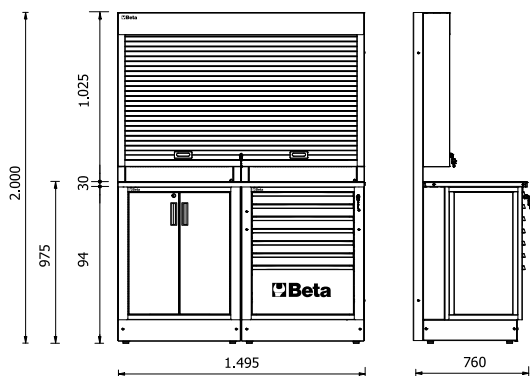
RSC50 2.0 B

050001011

224 KG

Workshop equipment combination RSC50 2.0

- 1 worktop, 1,495x700 mm (RSC50 2.0 NPG/2-1.5MT)
- 1 fixed two-door module (RSC50 2.0 MA)
- 1 fixed module with 7 drawers (RSC50 2.0 M7)
- 1 tool wall system with aluminium shutter and framework (RSC50 2.0 PS)



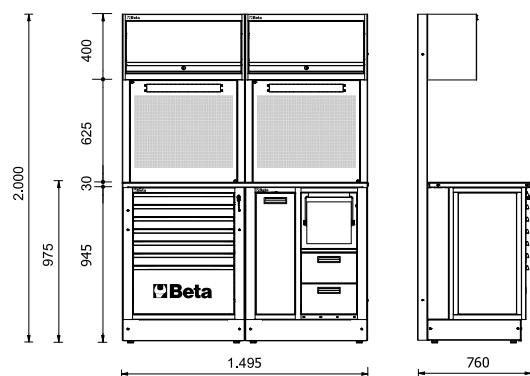
RSC50 2.0 A

050001006

212 Kg

Workshop equipment combination RSC50 2.0

- 1 worktop, 1,495x700 mm (RSC50 2.0 NPG/2-1.5MT)
- 1 fixed module with 7 drawers (RSC50 2.0 M7)
- 1 fixed service module with 2 drawers (RSC50 2.0 MS-2C)
- 2 wall-mounted cabinets (RSC50 2.0 PM)
- 2 upper perforated tool panels (RSC50 2.0 PFS)
- 2 lower perforated tool panels (RSC50 2.0 PFI)
- 2 pairs of right/left uprights (RSC50 2.0 P/2MDX-SX)



RSC50 2.0 NP

Worktop



2x

- Designed for application of aluminium profiles with LED strips item 5000 RSC50/PLED or 5000 RSC50/PLED-ST (to be ordered separately), to light under-workbench modules.

- Supplied complete with two exterior side pads.

Painted sheet metal worktop, covered with a shockproof, non-scratch PVC coat, resistant to hydrocarbons.

- Holes for a vice (1599P/125, to be ordered separately) on both sides



RAL 7046	L mm	D mm	kg	
RSC50 2.0 NPG/1-0,7MT	750	700	16,7	050001118
RSC50 2.0 NPG/2-1,5MT	1.495	700	31	050001125
RSC50 2.0 NPG/3-2,2MT	2.240	700	49,6	050001133

RAL 7016	L mm	D mm	kg	
RSC50 2.0 NPA/1-0,7MT	750	700	16,7	050001117
RSC50 2.0 NPA/2-1,5MT	1.495	700	31	050001124
RSC50 2.0 NPA/3-2,2MT	2.240	700	49,6	050001132

Worktop made from multi-ply wood

Supplied complete with two exterior side pads.

NEW

- Can accommodate a vice (1599P/125, to be ordered separately)



WOOD	L mm	D mm	kg	
RSC50 2.0 PW/1-0,7MT	750	700	7	050001126
RSC50 2.0 PW/2-1,5MT	1.495	700	14,5	050001130
RSC50 2.0 PW/3-2,2MT	2.240	700	21	050001136

Worktop made from stainless steel coated MDF

Supplied complete with two exterior side pads.

NEW

- Can accommodate a vice (1599P/125, to be ordered separately)

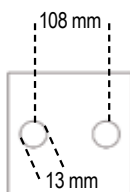


INOX	L mm	D mm	kg	
RSC50 2.0 PX/1-0,7MT	750	700	13,5	050001127
RSC50 2.0 PX/2-1,5MT	1.495	700	27	050001131
RSC50 2.0 PX/3-2,2MT	2.240	700	40,5	050001137

1599P/125 015990025 **9,5 Kg**

Parallel bench vices

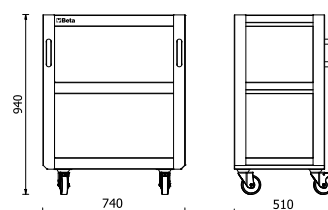
Hardened jaws.
Anvil with large lacquered surface.
Square steel base.



RSC50 2.0 T3 050001253 **23 Kg**

3-tier tool trolley, for workshop equipment combination

- 4 swivel castors, Ø 100 mm (two with brakes)
- Static load capacity: 200 kg (distributed over 3 shelves)



Mobile roller

- 4 swivel castors, Ø 100 mm (2 with brakes)
- Drawer bases protected by foamed rubber mats
 - Front centralized lock
- Handles built into frame for improved ease of handling
- Each drawer can accommodate up to 4 EVA foam or ABS thermoformed trays

NEW

RSC50 2.0 C5 050001205 **58 Kg**

Mobile roller cab with 5 drawers

- 5 drawers (588x367 mm) with ball bearing slides



RSC50 2.0 C6 050001206 **61 Kg**

Mobile roller cab with 6 drawers

- 6 drawers (588x367 mm) with ball bearing slides



RSC50 2.0 C7 050001207 **62 Kg**

Mobile roller cab with 7 drawers


- 7 drawers (588x367 mm) with ball bearing slides



RSC50 2.0 C8 050001208 **64 Kg**

Mobile roller cab with 8 drawers

- 8 drawers (588x367 mm) with ball bearing slides



Fixed module

- Drawer bases protected by foamed rubber mats
- Front centralized lock
- With vertically adjustable feet
- Each drawer can accommodate up to 4 EVA foam or ABS thermoformed trays

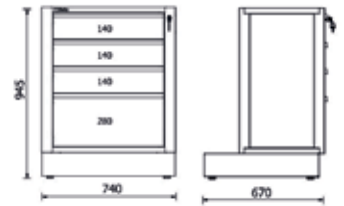
RSC50 2.0 M4

050001264 61,5 Kg

Fixed module with 4 drawers

- 4 drawers (588x367 mm) with ball bearing slides

	h	↓ max
	140 mm	30 kg
	280 mm	35 kg



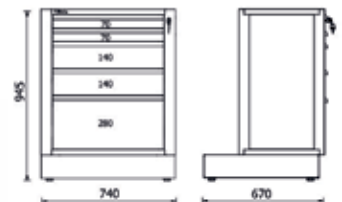
RSC50 2.0 M5

050001265 63,5 Kg

Fixed module with 5 drawers

- 5 drawers (588x367 mm) with ball bearing slides

	h	↓ max
	70 mm	25 kg
	140 mm	30 kg
	280 mm	35 kg



RSC50 2.0 M6

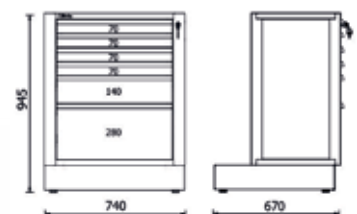
NEW

050001226 65,5 Kg

Fixed module with 6 drawers

- 6 drawers (588x367 mm) with ball bearing slides

	h	↓ max
	70 mm	25 kg
	140 mm	30 kg
	280 mm	35 kg



Fixed module

- Drawer bases protected by foamed rubber mats
 - Front centralized lock
 - With vertically adjustable feet
- Each drawer can accommodate up to 4 EVA foam or ABS thermoformed trays

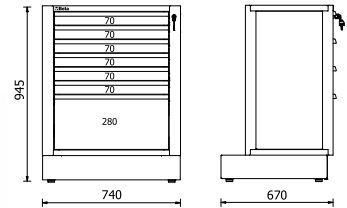
RSC50 2.0 M7

050001267 67,5 Kg

Fixed module with 7 drawers

- 7 drawers (588x367 mm) with ball bearing slides

	70 mm	25 kg
	280 mm	35 kg



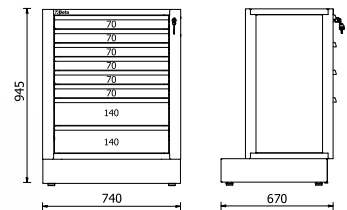
RSC50 2.0 M8

050001268 69,5 Kg

Fixed module with 8 drawers

- 8 drawers (588x367 mm) with ball bearing slides

	70 mm	25 kg
	140 mm	30 kg



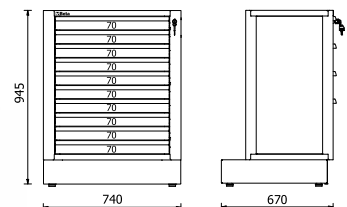
RSC50 2.0 M10

050001231 76 Kg

Fixed module with 10 drawers

- 10 drawers (588x367 mm) with ball bearing slides

	70 mm	25 kg

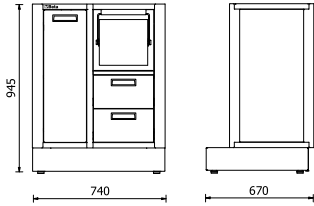


RSC50 2.0 MS-2C

050001283 49 Kg

Fixed service module

- Two drawers, 310x370 mm, 180 mm high, with ball bearing slides (interior dimensions)
- With vertically adjustable feet



Built-in waste bin



Paper roll compartment

RSC50 2.0 MS-AVV

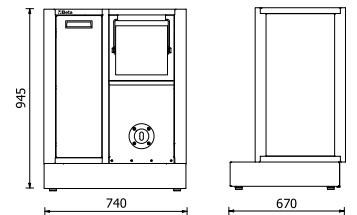
050001281 49 Kg

Fixed service module

Can accommodate one reel, to be chosen from the following models:

- compressed air hose reel item 1900S 8x10
- cable reels items 1843 15-H05, 1844 10-H05, 1844 15-H05, 1844 15-H07, 1844 15-H05/SCK, 1844 15-H07/SCK, 1845 12-H05, 1846 10-H05, 1846 10-H07 and 1846 15-H05 (to be ordered separately)

- Built-in waste bin
- Paper roll compartment
- With vertically adjustable feet



RSC50 2.0 MS-2AVV

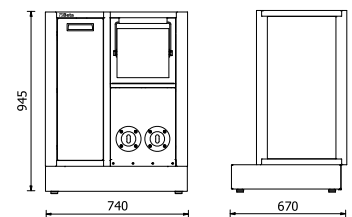

050001282 50 Kg

Fixed service module

Can accommodate two reels, to be chosen from the following

- compressed air hose reel item 1900S 8x10
- cable reels items 1843 15-H05, 1844 10-H05, 1844 15-H05, 1844 15-H07, 1844 15-H05/SCK, 1844 15-H07/SCK, 1845 12-H05, 1846 10-H05, 1846 10-H07 and 1846 15-H05 (to be ordered separately)

- Built-in waste bin
- Paper roll compartment
- With vertically adjustable feet

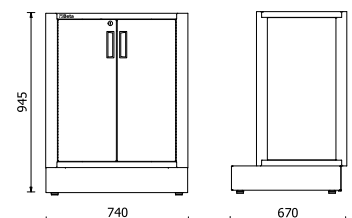


RSC50 2.0 MA

050001262 46 Kg

Fixed two-door module

- With lock
- Vertically adjustable interior shelf
- Interior dimensions: 615x435x740 mm
- With vertically adjustable feet

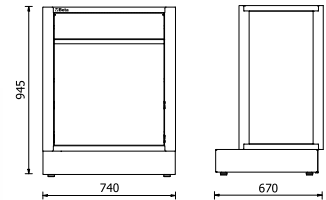



RSC50 2.0 CS

050001285 48 Kg

Fixed sorted waste collection module

- Pull-out waste compartment (588x355x580 mm) with ball bearing slides
- 2 capacious pull-out interior containers for sorting waste
- With vertically adjustable feet



RSC50 2.0 ML

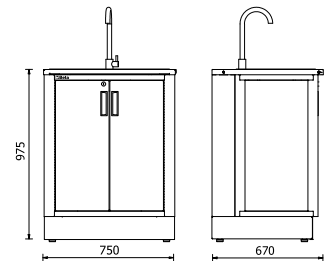
050001284 39 Kg

Fixed module with built-in sink

- Stainless steel basin
- Supplied complete with:
 - 1 mixer tap
 - 1 drain unit
 - 1 sink stopper
 - 1 filter cap
 - 1 soap dispenser

Fixed two-door module with lock:

- Usable interior dimensions: 615x435x575 mm
- With vertically adjustable feet

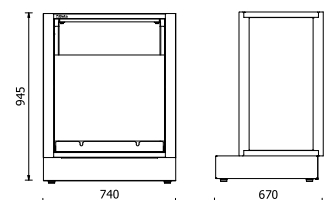


RSC50 2.0 MDO

050001290 92 Kg

Fixed oil distribution

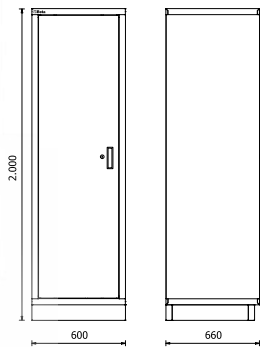
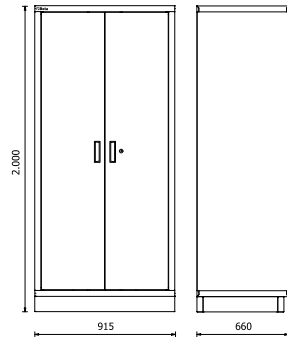
- 2 hose reels 7 m - 1/2" included
- Complete with 2 guns with digital litre counter and automatic drip catcher.
 - Max. flow rate: 30 l/min
 - Viscosity: 8÷2000 mPas
- With vertically adjustable feet



RSC50 2.0 A1 050001411 67 Kg

Sheet metal single-door tool cabinet

- 4 removable, vertically adjustable shelves
- With lock
- Interior dimensions: 590x615 mm
- With vertically adjustable feet



RSC50 2.0 A2 050001412 85 Kg

Sheet metal two-door tool cabinet


- 4 removable, vertically adjustable shelves
- With lock
- Interior dimensions: 910x615 mm
- With vertically adjustable feet



RSC50 2.0 A1/R59

050001913 3,1 Kg

Interior shelf, for tool cabinet RSC50 A1



605x596 mm

RSC50 2.0 A1/RB59

050001914 3,4 Kg

Interior shelf for tool cabinet RSC50 A1, with clothes rail



605x596 mm

10 kg



RSC50 2.0 A2/3C

NEW

050001413 105,5 Kg

Sheet metal two-door tool cabinet with 3 drawers,

- 4 removable, vertically adjustable shelves
- Supplied complete with 3-drawer (681x360 mm) module
- Front lock
- Interior dimensions: 910x615 mm
- With vertically adjustable feet



NEW

088880485 20,5 Kg

M3CA


3-drawer module for two-door tool cabinets C45PRO AS2 and RSC50 A2

- 3 fully removable (661x360 mm), with ball bearing slides
- Drawer height: 78 mm
- Drawer bases protected by foamed rubber mats
- Supplied complete with assembly kit

RSC50 2.0 A2/R91

050001915 4,2 Kg

Interior shelf, for tool cabinet RSC50 A2


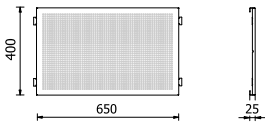


RSC50 2.0 PFS

050001312

3 Kg

Upper perforated tool panel

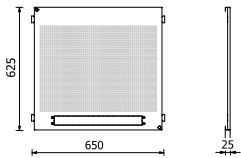


RSC50 2.0 PFI

050001313

4,5 Kg

Lower perforated tool panel



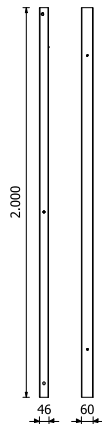
Can accommodate a 19" rack multi-socket (not included)

RSC50 2.0 P/2MDX-SX

050001352

8,5 Kg

Pair of right/left uprights for perforated tool wall systems



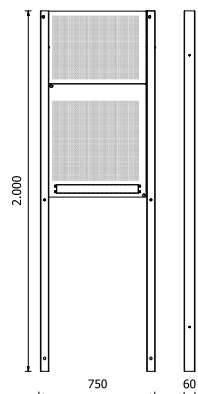
RSC50 2.0 KPF

050001310

17,5 Kg

Kit of perforated tool panels

- One upper perforated tool panel, 650x400x25 mm
- One lower perforated tool panel, 650x625x25 mm, can accommodate a 19" rack multi-socket (not included)
- One pair of right/lefts uprights

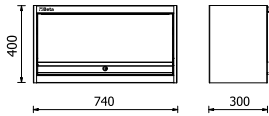


RSC50 2.0 PM

050001302 14 Kg

Wall-mounted cabinet

- Fitted with gas springs, making it easier to open and close door
- Designed for application of aluminium profiles with LED strip item 5000 RSC50 2.0/PLEDC or 5000 RSC50 2.0/PLED-ST (to be ordered separately), to light working area beneath and/or interior of suspended cabinet.



RSC50 2.0 MTP

050001305 5 Kg

Triangular shelf

- Designed for application of aluminium profiles with LED strip item 5000 RSC50 2.0/PLEDC or 5000 RSC50 2.0/PLED-ST (to be ordered separately), to light working area beneath



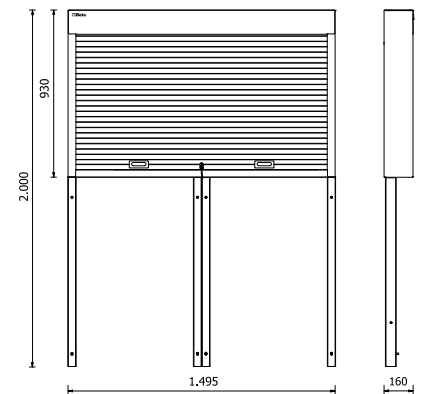
740x300x400 mm

RSC50 2.0 PS

050001360 80 Kg

Tool wall system with shutter

- Aluminium shutter, vertically adjustable, with lock
- Removable perforated tool panels
- Supplied with framework
- 50-hook GPS kit included



RSC50 2.0/CLL

050001710 1 Kg

Linear guard

- To be applied to perforated tool panels
- Designed for application of aluminium profiles with LED strip item 5000 RSC50 2.0/PLEDC or 5000 RSC50 2.0/PLED-ST (to be ordered separately), to light working area beneath



740x125x30 mm

RSC50 2.0/MP

050001705 2,0 Kg

Shelf

- Designed for application of aluminium profiles with LED strip item 5000 RSC50 2.0/PLEDC or 5000 RSC50 2.0/PLED-ST (to be ordered separately), to light working area beneath




740x140x80 mm

NEW

Lower corner module

- Fixed corner module with large storage compartment
- With vertically adjustable feet



RSC50 2.0 KNAI

- Worktop (964x964 mm) made from painted sheet metal covered with a shockproof, non-scratch PVC coat, resistant to hydrocarbons

RAL 7046

RSC50 2.0 KNAI-G

050001346 80 Kg



RAL 7016

RSC50 2.0 KNAI-A

050001345 80 Kg



RSC50 2.0 KNAI-X

050001338 85 Kg

- Corner worktop (964x964 mm) made from stainless steel coated MDF



RSC50 2.0 KNAI-W

050001337 76 Kg

- Corner worktop (964x964 mm) made from multi-ply wood

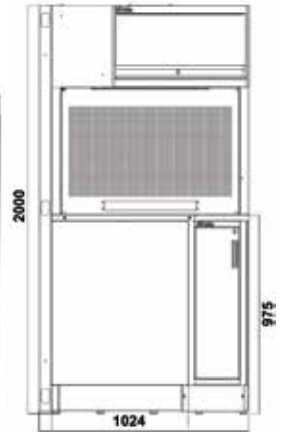




Self-supporting complete corner

- Suspended corner cabinet with lock and gas springs, making it easier to open and close door
- 2 perforated tool panels (869x1,027 mm)
- Lower corner module with large storage compartment
- With vertically adjustable feet

NEW



RSC50 2.0 NAC

- Corner worktop (964x964) made from painted sheet metal covered with a shockproof, non-scratch PVC coat, resistant to hydrocarbons

RAL 7046

RSC50 2.0 NAC-G

050001340 143 Kg



RAL 7016

RSC50 2.0 NAC-A

050001339 143 Kg



RSC50 2.0 NAC-X

050001328 148 Kg

- Corner worktop (964x964 mm) made from stainless steel coated MDF



RSC50 2.0 NAC-W

050001327 139 Kg

- Corner worktop (964x964 mm) made from multi-ply wood



Assortment of 85 tools for universal maintenance
 Fixing accessories included.



Assortment recommended in combination with:
 RSC50 2.0 - RSC50 2.0 E - RSC50 2.0 F
 RSC50 2.0 G - RSC50 2.0 H
 RSC50 2.0 I - RSC50 2.0 L

Quantity/Description

17 combination wrenches 6÷22 mm	42
12 offset hexagon key wrenches \varnothing 2÷10 mm	96N/SC12
13 1/2" square drive hexagon sockets with rail \varnothing 10÷22 mm	920A/SB13
8 1/2" square drive hexagon sockets with rail \varnothing 23÷32 mm	920A/SB8
1 1/2" drive extension bar 125 mm	920/21
1 1/2" drive extension bar 255 mm	920/22
1 1/2" drive universal joint	920/25
1 1/2" drive sliding T-handle	920/42
1 1/2" drive reversible ratchet	920/55
1 circlip pliers straight, internal \varnothing 180 mm	1032
1 circlip pliers straight, external \bullet 175 mm	1036

Quantity/Description

1 250 mm slip joint plier	1048N
1 self - locking pliers 240 mm	1052
1 heavy-duty diagonal cutting nippers ∇ 160 mm	1084BM
1 electrician's scissors, straight blades	1128BMX
1 plier bi-material \equiv 180 mm	1150BM
1 extra-long needle nose pliers \bullet 160 mm	1166BM
7 screwdrivers for slotted head screws \bullet 3x75 - 3,5x100 - 4x125 5,5x150 - 6,5x150 - 8x200 - 10x200 mm	1260
4 screwdrivers for cross head Phillips® screws \bullet PH0x60 PH1x80 - PH2x100 - PH3x150 mm	1262/S4
1 engineer's hammer 300 g	1370
1 soft face hammer \varnothing 35 mm	1390
1 measuring tape 5 m	1692
5 set of 5 second-cut files, with handles 200 mm	1719BMA/S5
1 hacksaw frame, aluminium handle	1725
1 plastic oil can 150 cc	1754
1 snap - off blade utility knife	1771

Assortment of 133 tools for universal maintenance
Fixing accessories included.



Assortment recommended in combination with:
RSC50 2.0 I - RSC50 2.0 L

Quantity/Description	Beta N.
6 pin punches 2 ÷ 8 mm	31/SP6
6 2 drift punches, 1 centre punch, 3 flat chisels with metal holder	38/SP6
17 combination wrenches 6÷22 - 24 - 27 - 30 mm	42/S17X
12 double open end wrenches 6x7 ÷ 30x32 mm	55/S12X
8 offset hexagon key wrenches 2 ÷ 10 mm	96T/S8
8 offset key wrenches, for Torx® head screws Ⓢ T9 ÷ T40	97TX/SC8
1 Adjustable wrench 250 mm	111E
13 1/2" square drive hexagon sockets with rail Ⓢ 10 ÷ 22 mm	920A/SB13
8 1/2" square drive hexagon sockets with rail Ⓢ 23 ÷ 32 mm	920A/SB8
7 socket drivers for cross head Phillips® screws ● Ⓢ 1,2x65 - 1,2x8 - 1,6x9 - 2x12mm - PH1-PH2-PH3	920LH/SB7
1 circlip pliers straight, internal Ⓢ 180 mm	1032
1 circlip pliers bent, internal Ⓢ 170 mm	1034
1 circlip pliers straight, external ● 175 mm	1036
1 circlip pliers bent, external ● 175 mm	1038
1 250 mm	1048N
1 self - locking pliers 240 mm	1052
1 tin snips 250 mm	1112
1 electrician's scissors, straight blades	1128BMX
8 set of screwdrivers 2,5x50 - 3x75 - 4x100 - 5,5x125 - 6,5x150 - PH0 - PH1 - PH2	1263/D8
2 engineer's hammer 300 - 600 g	1370
1 soft face hammer 35	1390

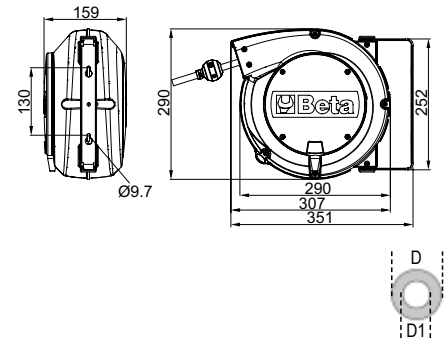
Quantity/Description	Beta N.
1 measuring tape 5 m	1692/5
1 flexible magnetic pick-up tool	1712E/2
1 two cutting edges scraper 200 mm	1717A
1 three - cutting edges scraper 200 mm	1717B
5 second cut files 200 mm	1719BMA8/S5
1 metal pressure oil can 200 cc	1751N
1 snap - off blade utility knife	1771BM
1 1/2" drive extension bar 125 mm	920/21
1 1/2" drive extension bar 250 mm	920/22
1 1/2" drive universal joint	920/25
1 1/2" drive sliding T-handle	920/42
1 1/2" drive reversible ratchet Ⓢ	920/55
1 pry bar	963
1 Diagonal cutting nippers Ⓢ 160 mm	1082BM
1 tronchesi a grande effetto taglienti diagonali Ⓢ 160 mm	1084BM
1 toggle lever assisted end cutting nippers Ⓢ 180 mm	1092V
1 plier bi-material = 180 mm	1150BM
1 Extra-long needle nose pliers ● 160 mm	1166BM
1 Extra-long bent needle nose pliers ● 160 mm	1168BM
2 screwdrivers for slotted head screws ● 8x200 - 10x200 mm	1260
1 screwdrivers for cross head Phillips® screws ● PH3 8x150mm	1262
1 sliding gauge 235 mm	1650
1 hacksaw frame, aluminium handle 420 mm	1725

1900S 8X10



Automatic hose reel with 8x10 mm hose

- Shockproof plastic body, for air or water
- Max. operating pressure: 15 bar
- Braided polyurethane hose
- Polypropylene frame
- Device for automatically fixing hose at required length
- Rack mechanism can be disabled to keep hose pulled
- Operating temperature range: -5 °C / +50 °C
- Supplied with a 180° swivel bracket and an additional quick connection bracket



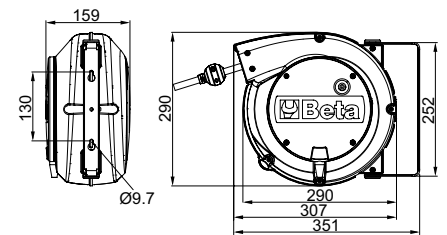
D	D1	L	kg	
Ø 12 mm	Ø 8 mm	10 m	3,9	019000080

1843 15-H05



Automatic cable reel with 2x1.5 mm² cable

- H05VV-F 2x1,5 mm² cable
- With thermal protection switch
- Coiled cable length: 15 m
- Cable length out of drum: 1 m
- Supplied without incoming cable
- Rack can be disabled to keep cable pulled
- Max. power (rolled up): 1300W (230V-20°C)
- Max. power (unrolled): 2300W (230V-20°C)
- Supplied with a 180° swivel bracket and an additional quick connection bracket



IP42

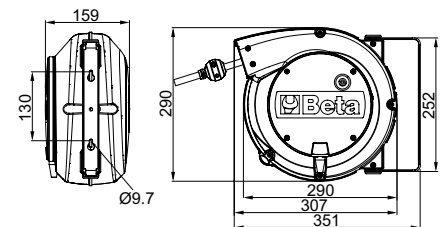
Cable	L	kg	
H05VV-F	15+1 m	4,2	018430215

1844



Automatic cable reel with 3Gx1,5 mm² cable

- 3Gx1.5 mm² cable
- With thermal protection switch
- Cable length out of drum: 1 m
- Supplied without incoming cable
- Rack mechanism can be disabled to keep cable pulled
- Max. power (rolled up): 1500W (230V-20°C)
- Max. power (unrolled): 2500W (230V-20°C)
- Supplied with a 180° swivel bracket and an additional quick connection bracket



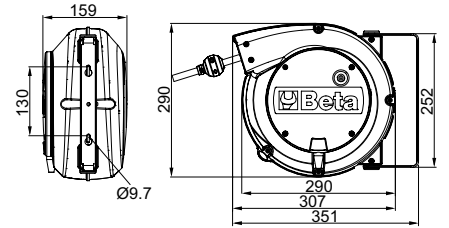
IP42

	Cable	L	kg	
1844 10-H05	H05VV-F	10+1 m	3,9	018440310
1844 15-H05	H05VV-F	15+1 m	4,6	018440315
1844 15-H07	H07RN-F	14+1 m	5,2	018440317

1844SCK

Automatic cable reel with 3Gx1.5 mm² cable and SCHUKO type socket

- 3Gx1.5 mm² cable
- With thermal protection switch
- Length of cable out of drum: 1 m
- Supplied with 1.5 m incoming cable and SCHUKO type socket
- Rack mechanism can be disabled to keep cable pulled
- Max. power (rolled up): 1500W (230V-20°C)
- Max. power (unrolled): 2500W (230V-20°C)
- Supplied with a 180° swivel bracket and an additional quick connection bracket



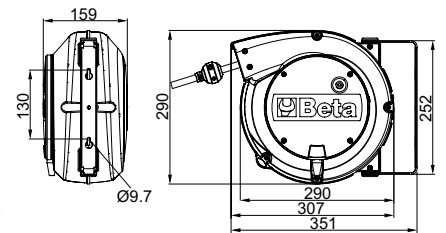
CE
IP42

	Cable	L	kg	
1844 15-H05/SCK	H05VV-F	15+1 m	5,0	018440316
1844 15-H07/SCK	H07RN-F	14+1 m	5,7	018440318

1845 12-H05

Automatic cable reel with 3Gx2.5 mm² cable

- 3Gx2.5 mm² cable
- With thermal protection switch
- Cable length out of drum: 1 m
- Supplied without incoming cable
- Rack mechanism can be disabled to keep cable pulled
- Max. power (rolled up): 2000W (230V-20°C)
- Max. power (unrolled): 3000W (230V-20°C)
- Supplied with a 180° swivel bracket and an additional quick connection bracket



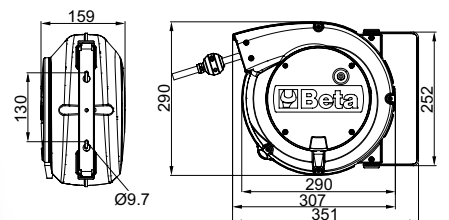
	Cable	L	kg	
	H05W-F	12+1 m	4,9	018450365

CE
IP42

1846

Automatic cable reel with 4Gx1.5 mm² cable

- 4Gx1.5 mm² cable
- Without thermal protection switch
- Cable length out of drum: 1 m
- Supplied without incoming cable
- Rack mechanism can be disabled to keep cable pulled
- Max. power (rolled up): 1400W (400V-20°C)
- Max. power (unrolled): 1900W (400V-20°C)
- Supplied with a 180° swivel bracket and an additional quick connection bracket



	Cable	L	kg	
1846 10-H05	H05VV-F	10+1 m	4,4	018460405
1846 10-H07	H07RN-F	10+1 m	5,2	018460407
1846 15-H05	H05VV-F	15+1 m	5,4	018460415


CE
IP42

5000 RSC50 2.0/PLEDC

050001712 80 g

Aluminium profile with LED strip

- Supplied complete with cables
- Convenient fixing through magnets



- Convenient fixing through magnets




To be applied under worktops, under/in suspended cabinets, under shelves and linear/corner guards, to light working areas.

5000 RSC50 2.0/PLED-ST

050001715 80 g

Aluminium profile with LED strip and SOFT TOUCH switch

- 6.5W IP20 LED strip; length: 50 cm
- Supplied complete with cables



- **SOFT TOUCH switch** for switching on and lighting power adjustment

5000 RSC50 2.0/ASL

050001716 210 g

Power supply, for LED strip, for workshop equipment combination RSC50 2.0


- 24VDC 22W power supply
- Can supply power to up to 3 6.5W LED strips



5000 RSC50 2.0/KFC



1,7 Kg



To customize colour of drawer fronts for workshop equipment combination RSC50. Recommended for use in combination with worktops in anthracite grey RAL7016 (-A).

RSC50 2.0/KFC7016

050001737



RAL 7016

10x

5000 RSC50 2.0/CTR

050001721 25 g

LED strip controller, with RF remote control

for workshop equipment combination 5000 RSC50 2.0/PLEDC

86x40x7 mm

Kit contents:

- 1 mini receiver
- 1 wireless RF remote control

Specifications of RF remote control:

- ON/OFF button
- BRIGHT +/- button: allows manual adjustment of lighting power
- 25%/50%/100% button: allows automatic adjustment of lighting power
- Battery: 3V CR2025 (included)
- Dimensions: 86 (L) x 40 (W) x 7 (H) mm

Specifications of mini receiver:

- Input voltage: 5V -24VDC
- Rated output current: 5A
- Peak output current: 12A
- Operating temperature: -20 °C ÷ +35 °C

Integrated features:

- Memory
- Mode (manual/automatic brightness)
- Brightness adjustment



		5000 RSC50 2.0/PLED-ST	5000 RSC50 2.0/PLEDC	5000 RSC50 2.0/ASL	5000 RSC50 2.0/CTR
	A	1x	-	1x	-
	B	-	1x	1x	1x
	A	1x	1x	1x	-
	B	-	2x	1x	1x
	A	1x	2x	1x	-
	B	-	3x	1x	1x

Kit of 10 coloured drawer fronts

RSC50 2.0/KFC2011

050001731

RAL 2011



10x

RSC50 2.0/KFC3000

050001733

RAL 3000



10x

RSC50 2.0/KFC5015

050001734

RAL 5015




10x

ACCESSORIES AND TOOL HOOKS

PM/5C

088880450 1,8 Kg

5-tray tool holder, made of plastic, with support
 • Interior dimensions of tray: 95x120 mm



600x140x165 mm



PM/6C

088880440 970 g

6-tray tool holder, made of plastic, with support
 • Interior dimensions of tray: 80x60 mm



600x95x115 mm

CPMB/3C

088880443 2 Kg

Workbench small parts containers with 3 drawers

- Outer frame made of PP
- Small parts drawers made of PET
- Stackable
- Interior drawer dimensions: 160x107x105h mm



600x155x175 mm

Specifications of drawers:

- Unbreakable
- Glass effect transparency unchanged over time
- Scratchproof
- Resistant to oil, acids and aggressive chemicals
- Also suitable for use in food environment



CPMB/5C

088880445 1,5 Kg

Workbench small parts containers with 5 drawers

- Outer frame made of PP
- Small parts drawers made of PET
- Stackable
- Interior drawer dimensions: 90x86x62h mm



600x133x132 mm

KIT 6VC/3C

088880453 830 g

Kit of 6 removable trays for small parts containers CPMB/3C



6x



10x

KIT 10VC/5C

088880455 570 g

Kit of 10 removable trays for small parts containers CPMB/5C

CP

088880470 522 g

Wall-mounted bottle holder rack, made of steel



280x95x115 mm

SP5S

088880475 1 Kg

Wall-mounted support with 5 compartments

- Made from sheet metal
- 5 tool compartments varying in height



260x60x290 mm

SPC

088880480 1 Kg

Computer wall bracket



398x243x138 mm

SB

Socket rails



	L mm		
SB1	210	088880201	10pc
SB2	280	088880202	10pc
SB3	360	088880203	10pc

MB

Socket clips for rails SB




MB0	1/4	088880210	50pc
MB1	3/8	088880211	50pc
MB2	1/2	088880212	50pc

GM

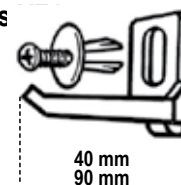
Snap hooks with expansion bolts VE1

GM6,5	088880250	5pc
GM9,5	088880251	5pc
GM13	088880252	5pc
GM16	088880253	5pc
GM19	088880254	5pc
GM25	088880255	5pc



KIT/GPS

Kit of 40-mm GPS hooks with screws



40 mm
90 mm

	L		
KIT/GPS	40 mm	50pc	088880119
KIT/GPS	90 mm	50pc	088880117

8889P2

088890107 1,3 KG

Parallel partitions for standard drawer



588x367 mm

8889C2

088890117 1,9 KG

Crossed partitions for standard drawer



588x367 mm

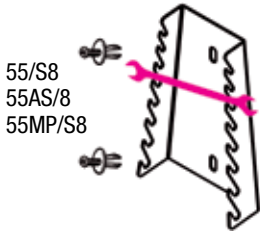
ACCESSORIES FOR PERFORATED PANELS

S55/8

088880420

Supports for 8 double open end wrenches, made from sheet metal

173x113x36 mm

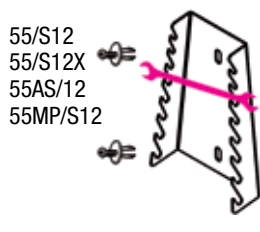


S55/12

088880421

Supports for 12 double open end wrenches, made from sheet metal

286x138x44 mm

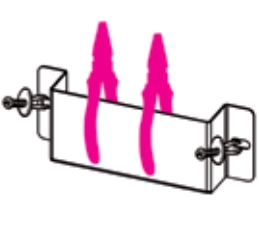


ST2P

088880422

Pliers pockets, made from sheet metal

116x60x31 mm

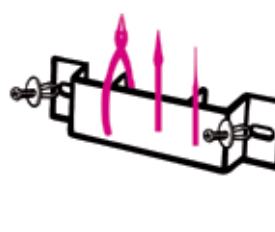


TSPP

088880402

Tool pockets, made from plastic material

167x55x16 mm

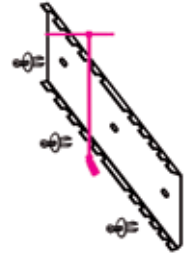


S952/10

088880423

Supports for 10 T-handles, made from sheet metal

385x97x26 mm



S1719BM

088880404

Supports for 5 files, made from sheet metal

165x48x32 mm



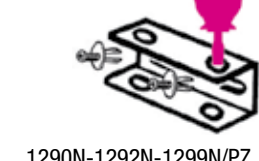
1719BMA: Q-T-P-M-R
1719BMD: Q-T-P-M-R
1719BMX: Q-T-P-M-R

SGN

088880405

Supports for 2 mini screwdrivers, made from sheet metal

60x23x26 mm



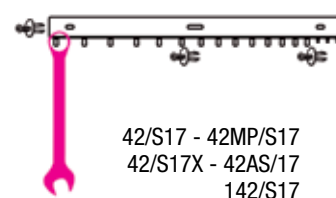
1290N-1292N-1299N/PZ
1260N-1262N-1269N/PZ
1201EN-1202EN-1209EN/PZ

S42/17

088880428

Supports for 17 combination wrenches, made from sheet metal

577x42 mm



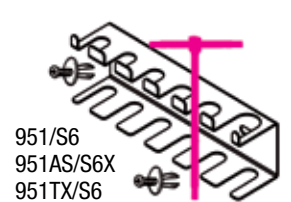
42/S17 - 42MP/S17
42/S17X - 42AS/17
142/S17

S951/6

088880429

Supports for 6 T handle wrenches with hexagon male ends, made from sheet metal

161x50x43 mm



951/S6
951AS/S6X
951TX/S6

SPG11

088880910

Supports for screwdrivers, made from sheet metal

283x49x35 mm



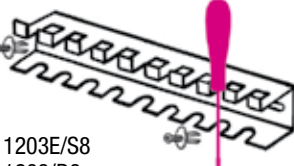
n.8 Ø = 7 mm
n.2 Ø = 10 mm
n.1 Ø = 12 mm

S1203/8

088880430

Supports for screwdrivers, made from sheet metal

283x49x35 mm



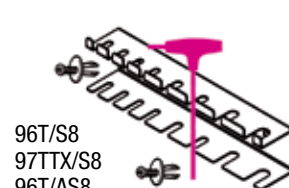
1203E/S8
1263/D8
1293/S8

S96T/8

088880431

Supports for 8 offset hexagon key wrenches, with high torque handles, made from sheet metal

282x49x45 mm



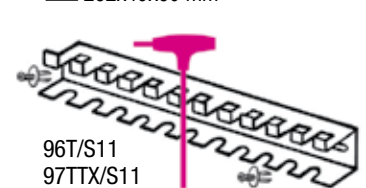
96T/S8
97TTX/S8
96T/AS8

96T/SPV

000960958

Supports for 11 offset hexagon key wrenches, with high torque handles, made from sheet metal

282x49x50 mm



96T/S11
97TTX/S11

ACCESSORIES



VPMO

☎ 088870350



≡ 147x367 mm

VPM3

☎ 088870353



≡ 147x367 mm

VP3

☎ 088880353



≡ 147x367 mm

VP4

☎ 088880354



≡ 147x367 mm

VP5

☎ 088880355



≡ 588x122 mm

VP6

☎ 088880359



≡ 588x122 mm

3D PLANNER

CONFIGURE YOUR WORKSHOP IN 3D ONLINE

DRAW THE WALLS

Create the walls according to the dimensions of your workshop.

DESIGN your workbench system

Select and assemble the component parts, to make your own combination.



VIEW the result in 3D

The combination is immediately displayed in 3D and can be viewed from different angles.

REQUEST a quote

Print the detail of the arrangement in PDF format and take it to your dealer to get a quote.

CUSTOMIZED MODULES ON REQUEST

FILL YOUR DRAWERS WITH CUSTOMIZED MODULES IN SIX STEPS



1



Determine your needs and send your project to the Beta dealer

2

Image	Product	Cod. Beta
	Pinza autobloccante	010540022
	Pinza	010440025
	Pinza	011500046
	Giravite Piatto	012011039
	Giravite Philips	012021018

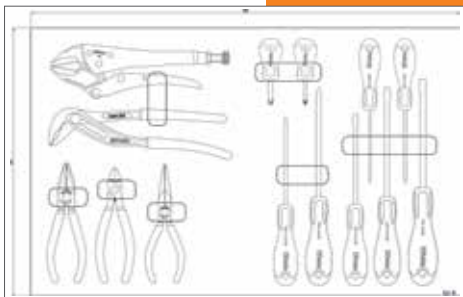
We will receive and codify your initial assortment of the project

3



We will execute the design

4



We will submit the final layout for your approval

5



We will build the soft modules in Beta's factory in Sovico

6



We will deliver the tools in the customized modules




2024 MOT02
WORLD CHAMPIONSHIP

ALONSO LÓPEZ

FERMÍN ALDEGUER

099804909



Beta Utensili S.p.A. | via Volta, 18 | 20845 Sovico (MB) | tel +39 039 20771
www.beta-tools.com

The images are for reference only. Beta Utensili S.p.A. reserves the right to update and upgrade its product range without notice.